

2017-2018 Annual Report



Bridge Gate Community School

Mission Statement

Bridge Gate Community School will promote knowledge, wisdom and understanding to all stakeholders that empowers success in our global society. The mission of Bridge Gate Community School has four components.

1. Prepare students with 21st Century skills including using informative and communications technology (ICT) to gather and assess information, collaborate, be innovative, think critically, and solve problems, promote knowledge, wisdom and understanding to all stakeholders that em-powers success in our global society.

2. To achieve this goal, the teaching and learning culture must build positive relationships with all students and their families in order to gain trust and respect while providing an opportunity for active engagement and adapting programs and practices to achieve full student potential.

3. Create a productive learning environment featuring nontraditional methods of instructional delivery and high expectations that involve parents and families.

4. Ensuring students reach their full potential, are prepared to be successful in life after graduation and enter a global society that requires being trained in the utilization of various technological tools.

Sponsor Statement

ERCO works closely with the governing boards, leaders and educators of schools we sponsor to provide resources and technical assistance that help them fulfill the mission we share: empowering and preparing children for successful, productive lives. Since our founding as a not-for-profit organization in February 2005, ERCO has partnered with the Ohio Department of Education to assist schools, protect public interests, ensure accountability, and respect school autonomy, community schools and authorizers.

Vision Statement

Each year, the numbers of students who enter school with circumstances in their lives that inhibit their educational success are increasing. Bridge Gate Community School believes that we need to Be THE School that each individual student requires. Each student needs something different out of school and it is our belief that each student is a unique person with individual needs. These individual needs must be met prior to becoming a successful student.



School Administration



DeShannon Butler, Administrator
 Bridge Gate Community School
 4060 Sullivant Avenue
 Columbus, Ohio 43228



School Board

Abass Abubaker
 Mohamed Ali
 Neal Barkan
 Mohamud Dallin
 Dr. Ayan Osoble

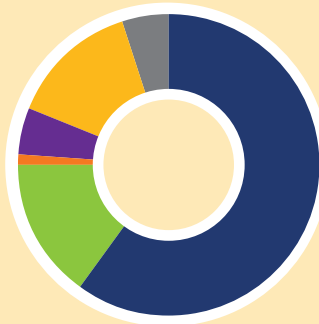
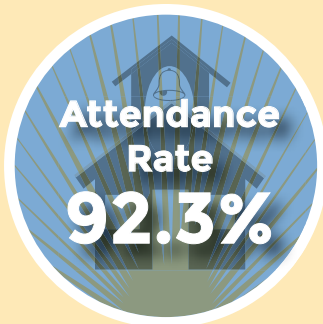
Financial Statement

Total Assets: **\$25,713**
 Total Liabilities: **\$255,303**
 Total Operating expenses: **\$957,971**
 Total Operating revenues: **\$776,451**
 Total non-operating revenues:.... **\$146,998**

Presentation Excludes GASB 68
 Amounts Obtained From June 30, 2018 Board Financial Reports- Unaudited



Demographic Chart



Demographic Categories	Number of Students
African American	48
Asian	0
Hispanic	12
American Indian/Native Alaskan	1
Multiracial	4
Native Hawaiian/Pac. Islander	0
White, Non-Hispanic	11
Unknown	4

School Achievement Highlights



- Career Day
- BGCS Spirit Week
- Honor roll assemblies
- Book Fair
- Bowling outing
- COSI
- Field Day
- Kelton House (Underground RR)
- Field Day
- Guest Speakers-Mike Dean and Jerome DeCarlo

Academic Goals

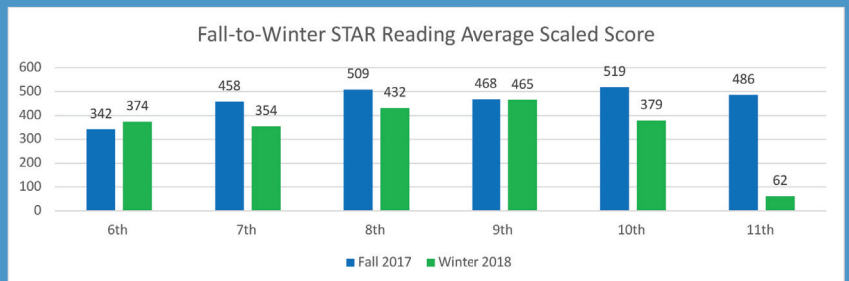
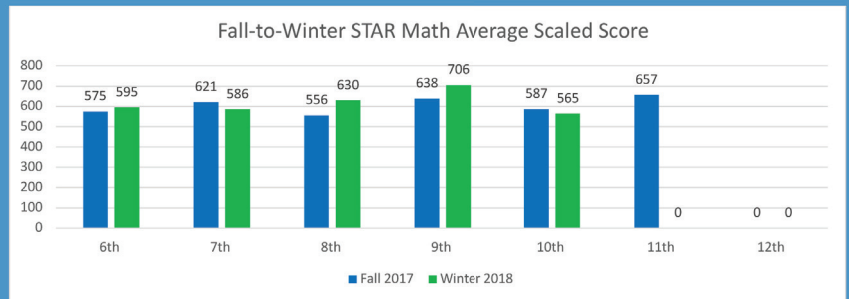
Bridge Gate Community School's overarching goals are to ensure that all students entering Bridge Gate, regardless of prior educational challenges, history or barriers, ethnicity, socioeconomic status, identified disability, receive the necessary instructional, social and emotional supports to graduate, graduate on time and graduate with the skills and knowledge that provide options to access postsecondary opportunities and/or highly skilled employment.

Specifically, we will work to:

Increase the percentage of students who "Passed All 5 Tests" by an additional 20%.

Close the achievement gap by increasing student math annual measurable objectives percent-age by an additional 40%.

Academic Testing



State Report Card

F

Bridge Gate Community School

School Grade

Districts and schools report information for the Ohio School Report Cards on specific marks of performance, called measures, within broad categories called components. They receive grades for up to ten measures and six components.

Achievement

The Achievement Component represents whether student performance on state tests met established thresholds and how well students performed on tests overall. A new indicator measures chronic absenteeism.

F

Component Grade

Performance Index

32.8%

Indicators Met

0.0%

F

F

Graduation Rate

The Graduation Rate component looks at the percent of students who are successfully finishing high school with a diploma in four or five years.

NR

Component Grade

Graduation Rates

0.0% of students graduated in 4 years

0.0% of students graduated in 5 years

NR

NR

Progress

The Progress component looks closely at the growth that all students are making based on their past performances.

D

Component Grade

Value-Added

Overall Gifted Lowest 20% in Achievement Students with Disabilities

F
NR
D
NR

Gap Closing

The Gap Closing component shows how well schools are meeting the performance expectations for our most vulnerable students in English language arts, math, graduation and English language proficiency.

F

Component Grade

Annual Measurable Objectives

0.0%

F

Prepared for Success

Whether training in a technical field or preparing for work or college, the Prepared for Success component looks at how well prepared Ohio's students are for all future opportunities.

NR

Component Grade

NR

Component Grade

NR

Improving At-Risk K-3 Readers

This component looks at how successful the school is at improving at-risk K-3 readers.

Improving At-Risk K-3 Readers

0.0%

Bridge Gate Community School

4060 Sullivant Avenue
Columbus, Ohio 43228
614.501.3820

www.bridgategateedu.org

@Bridgategatewolfpack

an EEG school