



Bridge Gate Community School

2018 - 2019 Annual Report

Mission Statement

Bridge Gate Community School will promote knowledge, wisdom and understanding to all stakeholders that empowers success in our global society. The mission of Bridge Gate Community School has four components.

1. Prepare students with 21st Century skills including using informative and communications technology (ICT) to gather and assess information, collaborate, be innovative, think critically, and solve problems, promote knowledge, wisdom and understanding to all stakeholders that empowers success in our global society.
2. To achieve this goal, the teaching and learning culture must build positive relationships with all students and their families in order to gain trust and respect while providing an opportunity for active engagement and adapting programs and practices to achieve full student potential.
3. Create a productive learning environment featuring nontraditional methods of instructional delivery and high expectations that involve parents and families.
4. Ensuring students reach their full potential, are prepared to be successful in life after graduation and enter a global society that requires being trained in the utilization of various technological tools.

Sponsor Statement

Educational Resource Consultants of Ohio, Inc., (ERCO) sponsor of the school, is legally mandated to provide oversight, monitoring and technical assistance. All community school sponsors are required to submit a written report of the evaluation results of the school's academic, financial, and organizational performance as well as the school's legal compliance to the Ohio Department of Education. This report must be made available to parents of students enrolled in the community school by November 30th of each year (OAC3301-102-05 (A) (3)). An annual report regarding the performance of this school and other schools under the sponsorship of ERCO will be posted on our website www.ercoinc.org no later than November 30th of the current school year. Parents are urged to review this report, as well as other monitoring and evaluation reports concerning the school. These reports are available at the school, or the sponsor's office. The reports are generated to provide you with a full comprehensive understanding of the school's performance.

Vision Statement

Each year, the numbers of students who enter school with circumstances in their lives that inhibit their educational success are increasing. Bridge Gate Community School believes that we need to Be THE School that each individual student requires. Each student needs something different out of school and it is our belief that each student is a unique person with individual needs. These individual needs must be met prior to becoming a successful student.



School Administration

Tracy Carter,
Administrator

Elementary Campus
3850 Sullivant Avenue
Columbus, Ohio 43228

DeShannon Butler,
Administrator

High School Campus
4060 Sullivant Avenue
Columbus, Ohio 43228

School Board

Mohamud Dallin
Board President

Mr. Neal Barkin
Board Vice President

Dr. Ayan Osoble
Board Member

Mohamud Abdi
Board Treasurer

Abass Abubakar
Board Secretary

Financial Statement

Total Assets: \$287,889

Total Liabilities: \$902,199

Total Operating expenses: ... \$3,453,553

Total Operating revenues: .. \$2,359,925

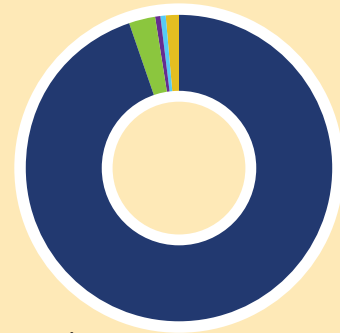
Total non-operating revenues:.... \$756,418

*Presentation Excludes GASB 68
Amounts Obtained From June 30, 2019 Board Financial Reports- Unaudited*



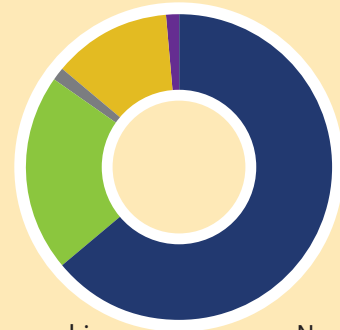
Demographic Charts

Elementary Campus



Demographic Categories	Number of Students
African American	169
Asian	0
Hispanic	5
American Indian/Native Alaskan	0
Multiracial	1
Native Hawaiian/Pac. Islander	1
White, Non-Hispanic	2
Unknown	0

High School Campus



Demographic Categories	Number of Students
African American	46
Asian	0
Hispanic	15
American Indian/Native Alaskan	0
Multiracial	1
Native Hawaiian/Pac. Islander	0
White, Non-Hispanic	9
Unknown	1

**Elementary
School
Attendance
Rate**

90.9%

**High School
Attendance
Rate**

86.9%

School Achievement Highlights

Elementary Campus

- Safe Route Program collaboration with City of Columbus and City Police Community Liaison
- Sixth Grade Graduation with celebrity guest speaker: Scout Telario Watkins II
- Nationwide Children's Hospital Women and Infant Program
 - Guest: Representative Miller and Children's Mobile Unit Leadership
- Camp Lazarus, STEM for the entire BGE student body hosted by Simon Kenton Scouts
- Bridge Gate Elementary Fields Day.
- Bridge Gate visits the State House and Riffe Center.
- Donuts with Dad - Guest Speaker: Board President Mohamed Dallin.
- Muffins with Mom - A discussion focused on empowering their daughters.
- Parent / Teachers Conference - The Village Meeting. It takes an entire village.
- Ohio Dental Smiles Program collaboration with Smiles program to increase dental visits
- Holiday Shoes - give away. 67 pair of brand name sneakers and shoes.
- Literacy Night
- Free Bookbag with Supplies for all students



High School Campus

- 10th grade Abas Haji won City Soccer Championship
- Inaugural year for the STNA program
- District increase in STAR Assessment
- Field Day
- Spring Fashion Show
- School Dance
- Multiple Honor Assemblies
- Guest Speakers: Mike Dean, Jerome DeCarlo, Gary Riley, Naval Recruiter Robert Steele, Roger Myers
- Field Trips: Anthony Thomas Candy Factory, Ohio Historical Society, Kelton House, Jesse Owens Memorial Stadium, Statehouse
- Library of Hidden Figures Ribbon Cutting Ceremony

Academic Goals

The number of students at **Bridge Gate Community Elementary Campus** that meet or exceed one year's growth in Reading, as measured on STAR, will increase by 10% each year.

The number of students at Bridge Gate Community Elementary Campus that meet or exceed one year's growth in Math, as measured on STAR, will increase by 10% each year.

The number of students at Bridge Gate Community Elementary Campus referred to the office for Disobedience/ Disruptive Behavior will decrease by 10% each year.

Bridge Gate Community School High School Campus's overarching goals are to ensure that all students entering Bridge Gate, regardless of prior educational challenges, history or barriers, ethnicity, socioeconomic status, identified disability, receive the necessary instructional, social and emotional supports to graduate, graduate on time and graduate with the skills and knowledge that provide options to access postsecondary opportunities and/or highly skilled employment.

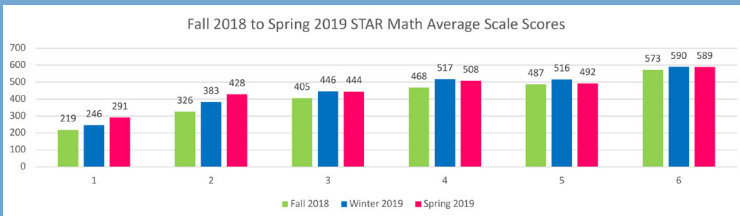
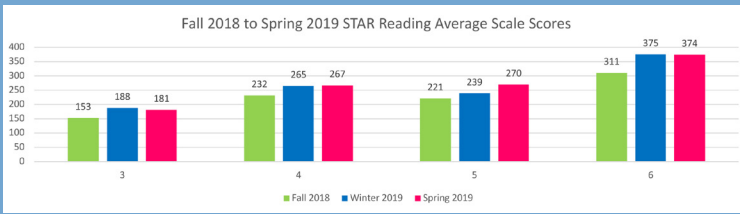
Specifically, we will work to:

Increase the percentage of students who "Passed All 5 Tests" by an additional 20%.

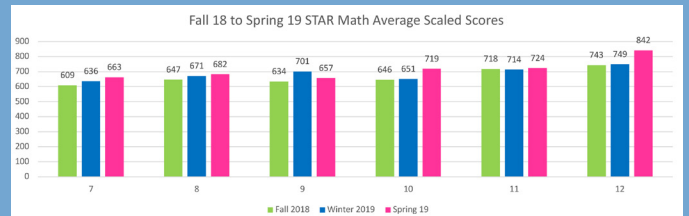
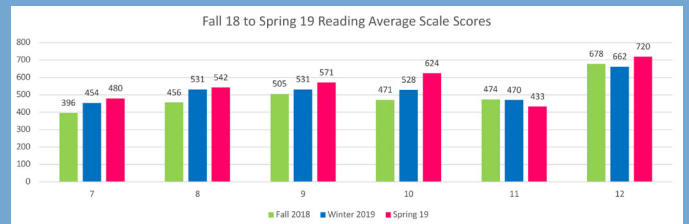
Close the achievement gap by increasing student math annual measurable objectives percent-age by an additional 40%.

Academic Testing

Elementary Campus



High School Campus



State Report Card

Ohio School Report Cards

Bridge Gate Community School School Grade **F** School at a glance

F Bridge Gate Community School

School Grade

Districts and schools report information for the Ohio School Report Cards on specific marks of performance, called measures, within broad categories called components. They receive grades for up to ten measures and six components.

<p>Achievement</p> <p>The Achievement Component represents whether student performance on state tests met established thresholds and how well students performed on tests overall. A new indicator measures chronic absenteeism.</p> <p>Performance Index 30.9% F</p> <p>Indicators Met 10.5% F</p>	<p>Progress</p> <p>The Progress component looks closely at the growth that all students are making based on their past performances.</p> <p>Value-Added</p> <p>Overall F</p> <p>Gifted NR</p> <p>Lowest 20% in Achievement F</p> <p>Students with Disabilities NR</p>	<p>Gap Closing</p> <p>The Gap Closing component shows how well schools are meeting the performance expectations for our most vulnerable students in English language arts, math, graduation and English language proficiency.</p> <p>Annual Measurable Objectives 25.9% F</p>
<p>Graduation Rate</p> <p>The Graduation Rate component looks at the percent of students who are successfully finishing high school with a diploma in four or five years.</p> <p>Graduation Rates</p> <p><i>This school is not evaluated for graduation rate because there are not enough students in the graduating class.</i></p>	<p>Improving At-Risk K-3 Readers</p> <p>This component looks at how successful the school is at improving at-risk K-3 readers.</p> <p>Improving At-Risk K-3 Readers 0.0% F</p>	<p>Prepared for Success</p> <p>Whether training in a technical field or preparing for work or college, the Prepared for Success component looks at how well prepared Ohio's students are for all future opportunities.</p>